




User Instructions For HeliArtist AS350 Scale Rotor Head For 450 Size Helis

Close View of the rotor head on a Trex 450 Pro:


1.)




2.)



3.)



Phase set-up of Washout Base:



Length of three Linkage Rods:



Radio setting of testing flight: (Just for reference)

Transmitter: JR DSX7 2.4GHz

Receiver: RD 731

Swashplate Servos: Savox SH-0350 Digital Servo

Tail Servo: Align DS 520

Gyro: GP750

Motor: Align 450M

ESC: Align 35X

Battery: Aplus 3S1P 2200mAh 35C

TRAVEL ADJUST: Default

SWASH MIX:

AILE 30%, ELEV 30%, PIT 38%

THRO CURVE (5 points):

0%, 53.5%, 70%, 85.5%, 100%

PIT:

-3 degrees, +4 degrees, +11 degrees

GYRO SENSE: 80%

End Of Instruction